

# StarClose

<b>COMPANY</b>	Abbott Vascular
<b>PHONE</b>	(650) 474-3399
<b>WEB</b>	www.abbottvascular.com
<b>KEY FEATURES</b>	
<ul style="list-style-type: none"> <li>• Through-the-sheath delivery system for decreased risk of infection</li> <li>• Nitinol clip returns to its shape once released from the device</li> <li>• Quick and easy delivery requires only four clicks of the device</li> </ul>	

Abbott Vascular (Redwood City, CA) has announced FDA approval of its StarClose Vascular Closure System, a new vessel closure device engineered to enable faster, safe and secure closure, and earlier patient mobilization after catheterization.

StarClose introduces a tiny circumferential flexible clip onto the surface of the femoral artery, closing the artery securely in a matter of seconds after diagnostic catheterization procedures, such as those used to diagnose coronary artery disease. The StarClose clip is designed for through-the-sheath delivery, a feature intended to avoid contact with the skin, decreasing the risk of infection. According to the company, physicians can quickly deliver the clip to the surface of a femoral artery with a series of four clicks of the device. The clip is made of nitinol, a nickel-titanium composite that returns to its shape once released from the StarClose device.

"StarClose has the potential to change the current standard of vessel closure, which is manual compression. It is in the patient's and physician's best interest to close the femoral artery as securely, quickly, and cleanly as possible to reduce complications, as well as allow patients to walk around sooner," explained Jim Hermiller, MD, of St. Vincent's Hospital in Indianapolis, who was one of two national coprincipal investigators in the CLIP Study, which Abbott completed to gain approval for StarClose.

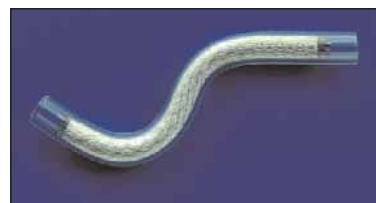


# Fluency Plus

<b>COMPANY</b>	Bard Peripheral Vascular Inc.
<b>PHONE</b>	(800) 321-4254
<b>WEB</b>	www.bardpv.com
<b>KEY FEATURES</b>	
<ul style="list-style-type: none"> <li>• Safe and compatible</li> <li>• Diameters range from 6 mm to 10 mm, lengths from 40 mm to 80 mm</li> <li>• Delivery system diameters range from 8 F to 9 F</li> <li>• Self-expanding nitinol skeleton in two layers of ePTFE</li> <li>• An additional radiopaque marker band is integrated into the outer sheath and moves toward the handle during deployment, contributing to placement control</li> </ul>	

Bard Peripheral Vascular Inc. (Tempe, AZ) has released its Fluency Plus Tracheobronchial stent graft. According to the company, this graft represents the perfect balance of desirable characteristics: radial strength, flexibility, minimal foreshortening, low profile, placement accuracy, and convenient deployment in an easy-to-use pullback delivery system. The Fluency Plus Tracheobronchial stent graft consists of a self-expanding nitinol skeleton encapsulated within two ultrathin layers of ePTFE. Excellent radial expansion force combined with the 2-mm flared ends minimizes the risk of stent graft dislocation or migration. Low-profile 8-F and 9-F delivery systems reduce trauma to the patient. Minimal stent graft foreshortening during deployment further enhances placement accuracy.

By integrating the Bard S.A.F.E. delivery system and the Fluency Plus Tracheobronchial stent graft, Bard demonstrates a commitment to continuously improving performance and safety. This proprietary delivery system features a multifunctional braided catheter technology with optimal balance between shaft pushability and progressive flexibility at the catheter tip, providing excellent trackability to the target lesion site, the company says.



# Resolution Endovascular System

<b>COMPANY</b>	OmniSonics Medical Technologies
<b>PHONE</b>	(978) 657-9980
<b>WEB</b>	<a href="http://www.omnisonics.com">www.omnisonics.com</a>
<b>KEY FEATURES</b> <ul style="list-style-type: none"> <li>• Rapid resolution of large segments of vascular occlusive disease</li> <li>• Dissolves occlusions without damaging the surrounding structures</li> <li>• Safe design minimizes the risk of embolization and hemolysis</li> <li>• Easy to use: power-on, plug-in, prime</li> <li>• 5-F and .035-inch wire compatible</li> </ul>	








OmniSonics Medical Technologies, Inc. (Wilmington, MA) has launched the Resolution Endovascular System for the treatment of thrombosed synthetic hemodialysis access grafts. The system is designed to rapidly resolve vascular occlusions and restore blood flow to occluded vascular segments. According to the company, OmniWave Technology has broad applicability throughout the vascular system. The initial markets will be restoring flow in occluded grafts, followed by resolving peripheral arterial occlusions, clearing obstructed central venous catheters, and treating deep vein thrombosis. The peripheral, central venous catheter, and deep vein thrombosis markets should be available by year-end 2006.

With OmniWave's safe, ultrasonic technology, low-power ultrasonic energy is directed down an interventional wire that has been tuned to dissolve diseased tissues without damaging surrounding structures that have more elastic properties. Segments of occlusive disease >30 cm in length can be cleared in several minutes. Additionally, microparticulate embolization risk is minimal and hemolysis does not occur. The Resolution System is also compatible with lytic combo-therapy, the company says.

"The Resolution Endovascular System rapidly clears the graft and re-establishes flow within minutes. I believe this ultrasonic technology may be ideal for peripheral applications, such as deep vein thrombosis," stated John Martin, MD, of Anne Arundel Medical Center, Annapolis, Maryland. ■

**H O U S T O N**  
 April 20-22, 2006  
 OMNI HOUSTON HOTEL

## Concepts in Contemporary Cardiology

**HEARING**  
 Live Cases from The Texas Medical Center and the University Hospital, San Antonio  
 Multidisciplinary Symposia, Didactic Lectures, Workshops, Hot Topic Panel Discussions, Lively Debates,  
 Special Nursing and Technologist Sessions.

**PROCEEDING TOPICS INCLUDE**  
 Peripheral and Neurovascular Intervention • Advanced Endovascular Therapies for Vascular and  
 Adult Congenital Heart Disease • Medical and Device Management of Congestive Heart Failure • Endovascular  
 and Surgical Coronary Revascularization • Hot Topic Debates in Cardiovascular Medicine

**CELEBRITY SPEAKERS**  
 Steven Bailey, MD • Zvonimir Krnjacic, MD • Michel E. Mawad, MD • Richard W. Smalling, MD, PhD

For more information visit our website at: [www.cardioconcepts.org](http://www.cardioconcepts.org)

Use promotional code CCC06 and receive \$50.00 off your registration!